






	Open Time	Close Time	Action	Symbol	Open Price	Close Price	Pips
+	2016.07.25 00:00:19	2016.08.01 00:00:00	Short	USDCAD	1.31277	1.30439	83.80
+	2016.07.07 00:00:04	2016.08.04 00:00:00	Long	AUDUSD	0.75245	0.75863	61.80
+	2016.08.02 00:00:00	2016.08.09 00:00:00	Long	NZDUSD	0.71749	0.71351	-39.80
+	2016.07.26 00:00:00	2016.08.09 00:00:01	Short	AUDJPY	79.001	78.41	59.10
+	2016.08.04 00:00:01	2016.08.10 00:00:00	Short	AUDUSD	0.75863	0.76756	-89.30
+	2016.08.08 00:00:24	2016.08.10 00:00:02	Long	USDCAD	1.31808	1.31168	-64.00
+	2016.08.01 00:00:18	2016.08.11 00:00:02	Short	GBPJPY	135.198	131.875	332.30
+	2016.08.10 00:00:02	2016.08.11 00:00:02	Short	USDCAD	1.31168	1.30641	52.70
+	2016.08.09 00:00:01	2016.08.12 00:00:00	Short	NZDUSD	0.71351	0.72121	-77.00
+	2016.08.09 00:00:01	2016.08.15 02:22:58	Long	AUDJPY	78.41	77.536	-87.40
+	2016.07.13 00:00:00	2016.08.17 00:00:00	Short	EURUSD	1.10604	1.12795	-219.10
+	2016.07.28 00:00:05	2016.08.17 00:00:00	Short	USDCHF	0.98561	0.96192	236.90
+	2016.08.10 00:00:00	2016.08.18 00:00:01	Short	USDJPY	101.856	100.293	156.30
+	2016.08.10 00:00:00	2016.08.19 00:00:11	Long	AUDUSD	0.76757	0.76857	10.00
+	2016.08.19 00:00:11	2016.08.22 00:00:14	Short	AUDUSD	0.76857	0.76073	78.40
+	2016.08.18 00:00:01	2016.08.22 00:00:17	Short	USDCHF	0.96177	0.96254	-7.70
+	2016.08.22 00:00:15	2016.08.23 00:00:00	Long	AUDUSD	0.76087	0.76258	17.10
+	2016.08.23 00:00:00	2016.08.24 00:00:00	Short	AUDUSD	0.76258	0.76175	8.30
+	2016.08.22 00:00:18	2016.08.24 00:00:03	Long	USDCHF	0.96254	0.96272	1.80
+	2016.08.24 00:00:03	2016.08.25 00:00:00	Short	USDCHF	0.96272	0.967	-42.80

 Export to Excel

 Export to PDF

	Open Time	Close Time	Action	Symbol	Open Price	Close Price	Pips
+	2016.08.15 02:22:58	2016.08.29 00:00:00	Short	AUDJPY	77.536	77.236	30.00
+	2016.08.15 02:23:15	2016.08.29 00:00:01	Long	USDCAD	1.2966	1.29838	17.80

Navigation controls:   1  2 